锥度凹模

－直杆型－

直杆型	杆径 D T 公差	M 材质 H 硬度	D尺寸	Catalog No.	刃口形状按下图Ⓐ D R E G选择
RoHS10  ＜MiSUMi独创规格＞	Dn5	相当于SKH51 61～64HRC	D3～ 5	ASD	
		相当于SKD11 60～63HRC	D6～25		
		相当于SKD11 60～63HRC	D8～25	ASD□	
		粉末高速钢 64～67HRC	D3～25	PASD	
			D8～25	PASD□	

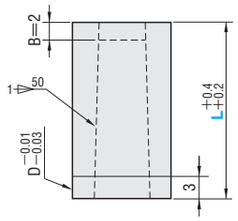

P	0.30～0.49	0.50～
B	1	2

刃口形状 A

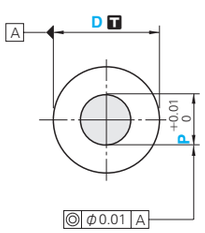

刃口形状 D

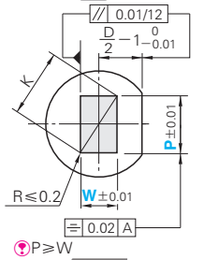

P≥W
$K=\sqrt{P^2+W^2}$

刃口形状 R

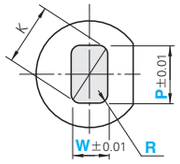

P≥W
$0.15 \leq R < \frac{W}{2}$
$K=\sqrt{(P-2R)^2+(W-2R)^2}+2R$

刃口形状 E

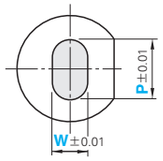

P>W

刃口形状 G

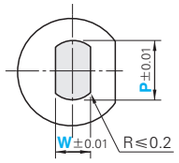

P>W

D公差 D	n5	+0.005 0	Catalog No. Type	D	L	指定单位0.01mm Ⓐ min. P max.	D R E G P·Kmax.	D R E G P·Wmin.	R R
3	+0.008 +0.004	+0.005 0	(Dn5) (相当于SKH51) (粉末高速钢) Ⓐ ASD PASD	3	8 13	0.30～ 0.70	—	—	—
4	+0.013 +0.008			4	8 13 16 20 22 25 30	0.50～ 1.50	—	—	
5				5	8 13 16 20 22 25 30	0.50～ 2.50	—	—	
6			(Dn5) (相当于SKD11) (粉末高速钢) Ⓐ ASD PASD	6	16 20 22 25 30 35	1.00～ 3.00	—	—	
8	+0.016 +0.010			8	16 20 22 25 30 35	1.00～ 4.00	4.00	1.00	0.15～W/2以下 仅R
10			D ASDD PASDD	10	16 20 22 25 30 35	2.00～ 6.00	6.00	1.20	
13	+0.020 +0.012		R ASDR PASDR	13	16 20 22 25 30 35	3.00～ 8.00	8.00	1.50	
16				16	16 20 22 25 30 35	5.00～10.00	10.00	2.00	
20	+0.024 +0.015	—	E ASDE PASDE	20	16 20 22 25 30 35	7.00～12.00	12.00	3.00	
25			G ASDG PASDG	25	16 20 22 25 30 35	10.00～16.00	16.00	3.00	

Order 订货范例

Catalog No.	L	P	W	R(仅R)
ASDE 8	20	P3.80	W2.00	

Delivery 交货期

3 天 发 货

上海・广州发货

数量≥201，请另询交货期。

Alterations 追加工

Catalog No.	L(LC・SLC)	P(PC)	W(WC)	R	(BC・KC…etc.)
ASD 6	16	P2.47			ANF1.2

Alterations		Code	Ⓐ	D R E G
刃口追加工	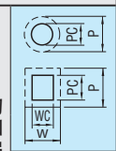	PC WC	变更刃口尺寸 min.: $P>PC\geq\frac{Pmin}{2}\geq0.50$ 指定单位0.01mm	变更刃口尺寸 min.: $W>WC\geq\frac{P\cdot Wmin.}{2}\geq1.00$ 指定单位0.01mm
			max.: $\frac{P}{W}<\frac{PC}{WC}\leq P\cdot Kmax.+0.2$ 指定单位0.01mm	
	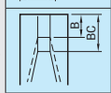	BC	变更刃口长度 $1\leq BC\leq4$ 指定单位0.1mm ⊗P<1.0不适用	
		PKC	变更刃口尺寸公差 $P^{+0.01}_{0}\Rightarrow^{+0.005}_{0}$ ⊗P<1.00不适用	变更刃口尺寸公差 $P\cdot W\pm0.01\Rightarrow^{+0.01}_{0}$
全长追加工	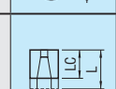	LC	变更全长 10≤LC<L 指定单位0.1mm (LKC・LKZ并用时，指定单位可为0.01mm) 导入部缩短(L−LC)。	
		LKC	变更全长公差 $L^{+0.4}_{+0.2}\Rightarrow^{+0.05}_{0}$ ⊗L(LC)<10不适用	
		LKZ	变更全长公差 $L^{+0.4}_{+0.2}\Rightarrow^{+0.01}_{0}$ ⊗L(LC)<16不适用	
	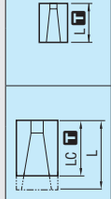	SLC	通过1个代码即可同时变更全长、全长公差。指定范围、指定单位、订货方法、注意事项(P)与LC相同。 LC 变更全长 + LKC 变更全长公差 $L^{+0.4}_{+0.2}\Rightarrow^{+0.05}_{0}$ 指定单位可为0.01mm ⊗L(LC)<10不适用	

Alterations		Code	Ⓐ	D R E G
其他		KC	单面止回加工 ⊗D3～6不适用	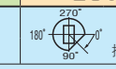 变更止回位置 指定单位1°
		WKC	止回平行加工(双面) DREG形状可与KC并用 ⊗L(LC)<16不适用 ⊗D3～6不适用	
	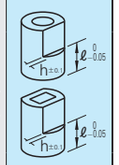	KM	防止浮动用键槽加工 ⊗D<6不适用 ⊗不可与WKC・ANF并用 D=6时，仅刃口形状Ⓐ适用 D h ℓ: 6 1; 8 10 13 1.5; 16 20 25 2; $5\leq\ell<L$ 指定单位 0.1mm KM加工在止回加工的对称位置。	
	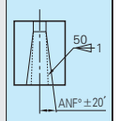	ANF	变更锥角角度 $0.6\leq ANF\leq1.2$ 指定单位0.2° d≤dmax $d=P+2(L-B\tan(ANF°))$ $P-B\tan(ANF°)\geq0.6$ $W-B\tan(ANF°)\geq0.6$ ⊗P,W<1.0不适用 ⊗D=3不适用	D d max.: 4 2.4; 5 2.9; 6 3.4; 8 4.4; 10 6.4; 13 8.4; 16 10.6; 20 12.6; 25 16.6; 锥度值 1/50; 角度(单侧) 0.573°