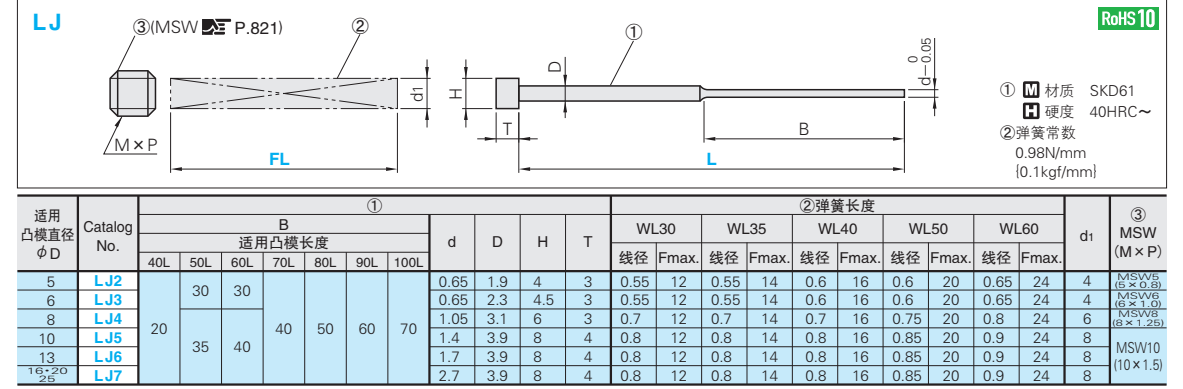
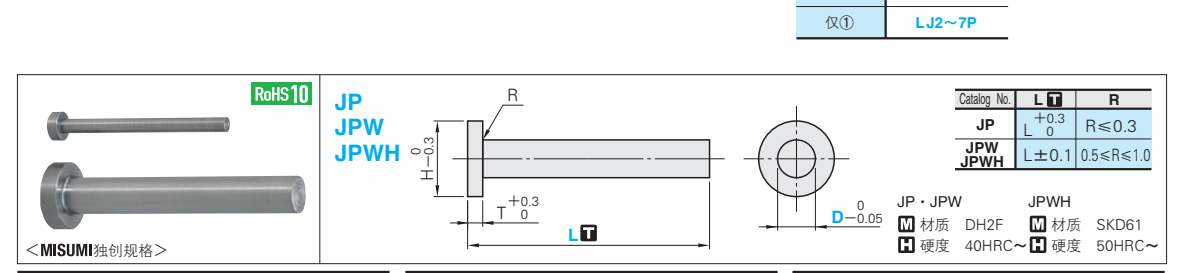


Catalog No.		页码		通用基本型凸模			
				刃口长度 S · L		刃口长度 X	
SJ□□	SJB						
SJV□□	SJVB (弹簧加强型)						
PJB	SJXB (弹簧加强型)						
PJV□□	PJVB (弹簧加强型)						
A-SJB	A-SJB						
A-SJV□□	A-SJB						
A-PJB	A-SJB						
A-PJV□□	A-SJB						
T-SJV□□	A-SJB						
T-PJB	A-SJB						
T-PJV□□	A-SJB						
AT-SJB	A-SJB						
AT-SJV□□	A-SJB						
AT-PJB	A-SJB						
AT-PJV□□	A-SJB						
H-PJB	A-SJB						
H-PJV□□	A-SJB						
AH-PJB	A-SJB						
AH-PJV□□	A-SJB						
W-SJB	A-SJB						
W-SJV□□	A-SJB						
W-PJB	A-SJB						
W-PJV□□	A-SJB						
AW-SJB	A-SJB						
AW-SJV□□	A-SJB						
AW-PJB	A-SJB						
AW-PJV□□	A-SJB						
RW-SJB	A-SJB						
RW-SJV□□	A-SJB						
RW-PJB	A-SJB						
ARW-PJB	A-SJB						
ARW-PJV□□	A-SJB						
N-PJB	A-SJB						
N-PJV□□	A-SJB						
AN-PJB	A-SJB						
AN-PJV□□	A-SJB						
NW-PJB	A-SJB						
NW-PJV□□	A-SJB						
ANW-PJB	A-SJB						
ANW-PJV□□	A-SJB						
L-SJB	A-SJB						
L-SJV□□	A-SJB						
L-PJB	A-SJB						
L-PJV□□	A-SJB						
AL-SJB	A-SJB						
AL-SJV□□	A-SJB						
AL-PJB	A-SJB						
AL-PJV□□	A-SJB						
LFSJB	A-SJB						
LFSJV□□	A-SJB						
A-LFSJB	A-SJB						
A-LFSJV□□	A-SJB						
SJF□□	A-SJB						
G-SJB	A-SJB						
G-SJV□□	A-SJB						
G-PJB	A-SJB						
G-PJV□□	A-SJB						
GW-SJB	A-SJB						
GW-SJV□□	A-SJB						
GW-PJB	A-SJB						
GW-PJV□□	A-SJB						
GRW-PJB	A-SJB						
GRW-PJV□□	A-SJB						
GN-PJB	A-SJB						
GN-PJV□□	A-SJB						
GNW-PJB	A-SJB						
GNW-PJV□□	A-SJB						



适用凸模直径 ΦD	Catalog No.	① 通用凸模长度							② 弹簧长度					d1	③ MSW (M × P)									
		40L	50L	60L	70L	80L	90L	100L	WL30	WL35	WL40	WL50	WL60											
5	LJ2								0.65	1.9	4	3	0.55	12	0.55	14	0.6	16	0.6	20	0.65	24	4	MSW5 (6 × 0.8)
6	LJ3								0.65	2.3	4.5	3	0.55	12	0.55	14	0.6	16	0.6	20	0.65	24	4	MSW6 (6 × 1.0)
8	LJ4								1.05	3.1	6	3	0.7	12	0.7	14	0.7	16	0.75	20	0.8	24	6	MSW8 (6 × 1.2)
10	LJ5								1.4	3.9	8	4	0.8	12	0.8	14	0.8	16	0.85	20	0.9	24	8	MSW10 (10 × 1.5)
13	LJ6								1.7	3.9	8	4	0.8	12	0.8	14	0.8	16	0.85	20	0.9	24	8	MSW10 (10 × 1.5)
16~20 25	LJ7								2.7	3.9	8	4	0.8	12	0.8	14	0.8	16	0.85	20	0.9	24	8	MSW10 (10 × 1.5)



T	H	Catalog No.	L	T	H	Catalog No.	L	T	H	Catalog No.	L
2	3	JP	1.5	5	2	JPW	2	5	2	JPWH	2
	3		1.5		3		3		3		3
	4		2		4		4		4		4
	5		2.5		5		5		5		5
	6		3		6		6		6		6
	8		4		8		8		8		8
	9		5		10		10		10		10

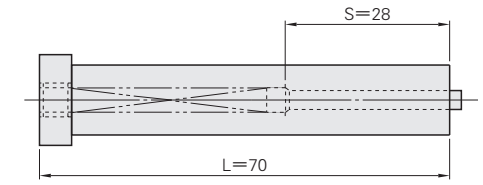
Order 订货范例	Catalog No. — L	JP 4 — 28.5
Delivery 交货期	3 天发货	上海·广州发货



Alterations	Code	Spec.
头部追加加工	RC	杆头部进行R0.2~0.3倒圆角处理 LJ不适用
凸缘部追加加工	HC	变更凸缘直径 D ≤ HC < H 指定单位0.1mm LJ不适用

顶料销突出量的计算方法 (参考值)

顶料销的L尺寸—通用基本型凸模的S尺寸
(例) SJEL10-70-P8.50-W4.25时
· 通用基本型凸模: SJB10-70
S尺寸28



· 适用顶料销: SJ5P
L尺寸29.5

顶料销突出量 = 29.5 - 28 = 1.5

构成零件	Catalog No.
①②③	SJ1~8
①	SJ1P~8P
②	SJ1F~8F
①②③	SJL1
①	SJL1P
②	SJL1F
①②③	SJCS~7
①②③	SJX2~7
①	SJX2P~7P
②	SJX2F~7F
①②③	SJT6~7
①②③	AJ4~7
①	AJ4P~7P
②	AJ4F~7F
①②③	VJ4~7
①	VJ4P~7P
②	VJ4F~7F
①②③	VJX4~7
①	VJX4P~7P
②	VJX4F~7F
①②③	VJCS~7
①②③	FJ4~8
①	FJ4P~8P
②	FJ4F~8F
①②③	AVJ4~7
①	AVJ4P~8P
②	AVJ4F~8F
①②③	AJX4~8
①	AJX4P~8P
②	AJX4F~8F
①②③	VAJ4~8