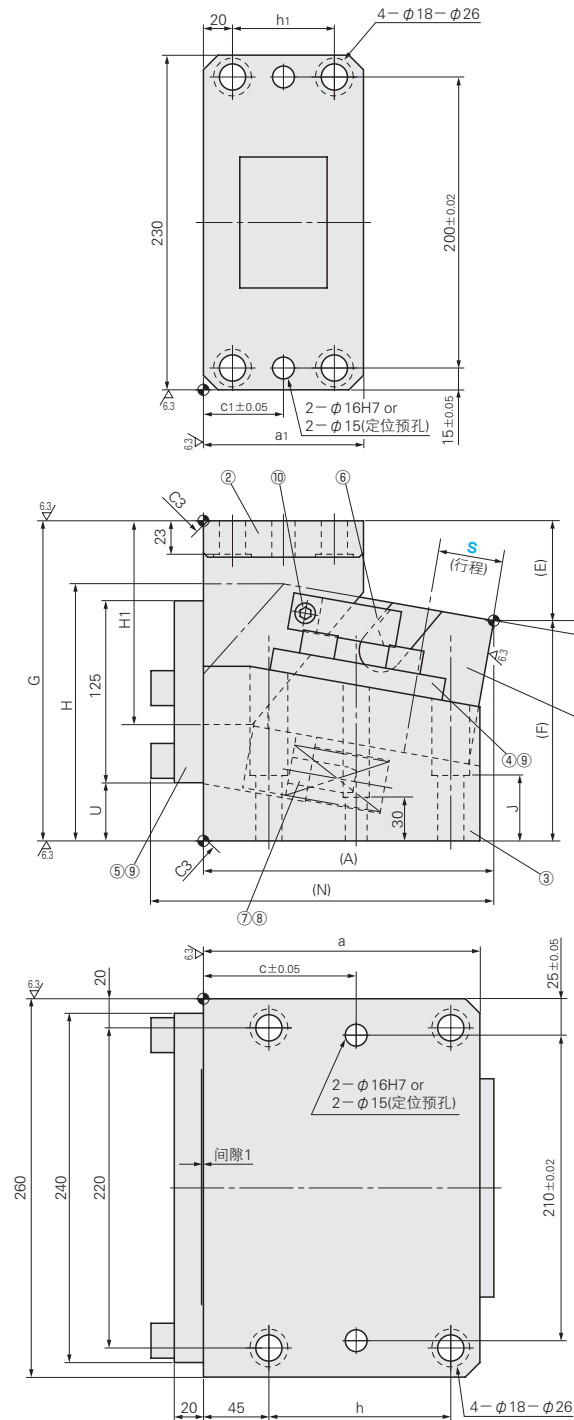
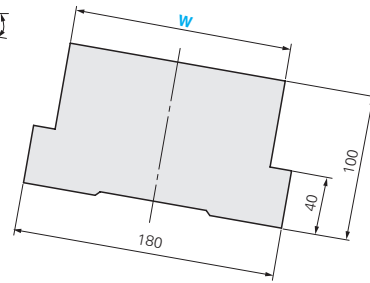
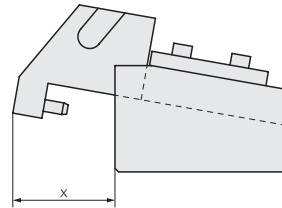


—定位预孔—
MEDC150 ($\theta=05-20$)

—定位精加工孔—
MEDCA150 ($\theta=05-20$)



■后方拔出空间



■斜楔行程关系图 P.1333

■构成零件表 P.1335

W	θ	S	A	E	F	G	H	H ₁	J	N	U	a	a ₁	c	c ₁	h	h ₁	x								
150	05	45	193.01	61.5	158.5	220	170.2	145	45	229.01	30	190	110	105	55	125	70	115								
		70	217.92	53.68	166.32		180.6	170											253.92	200	130	120	65	135	90	103
	10	45	199.55	68.64	151.36		176.7	140											235.55	190	110	105	55	125	70	121
		70	224.17	67.98	152.02		180.5	170											260.17	200	130	120	65	135	90	110
	15	45	204.58	76.29	143.71		179.6	130											240.58	190	120	105	60	125	80	126
		70	228.73	77.76	152.24		230	194.6											155	60	264.73	55	200	140	120	70
	20	45	208.05	84.3	135.7	220	183.2	130	45	244.05	40	190	120	105	60	125	80	113								
		70	231.54	92.85	137.15	230	193.2	155	60	267.54	55	200	140	120	70	135	100									

加工力KN (tonf)		弹簧力N (kgf)			总重量 kg	Catalog No.	W	θ	行程 S
标准加工力	极限加工力	初压	下死点前5mm	终压					
64.7 (6.6)	98.1 (10.0)	431 (44.0)	1663 (169.6)	1817 (185.3)	62.0	—定位预孔— MEDC —定位精加工孔— MEDCA	150	05	45
		308 (31.4)	1738 (177.2)	1848 (188.4)	73.0				70
		431 (44.0)	1663 (169.6)	1817 (185.3)	63.0			10	45
		308 (31.4)	1738 (177.2)	1848 (188.4)	73.0				70
		431 (44.0)	1663 (169.6)	1817 (185.3)	65.0			15	45
		308 (31.4)	1738 (177.2)	1848 (188.4)	77.0				70
		431 (44.0)	1663 (169.6)	1817 (185.3)	66.0		20	45	
		308 (31.4)	1738 (177.2)	1848 (188.4)	75.0			70	



Order
订货范例

Catalog No. W - θ - S
MEDCA 150 - 20 - 45



Delivery
交货期

22天发货

①上海·广州发货
②数量≥5时, 请另询交货期。



Price
价格

询价联系方式:
WOS: <https://www.misumi-ec.com/cn/> P.57
TEL: 021-6710-8701 / FAX: 021-6710-8984 P.1663