
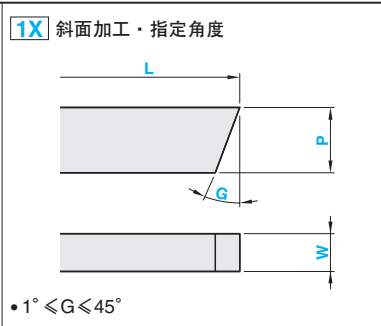

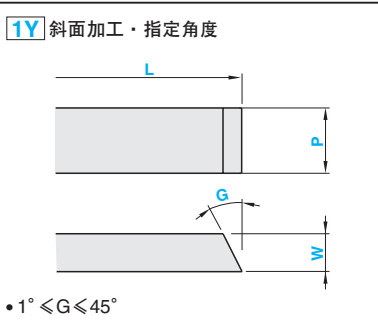

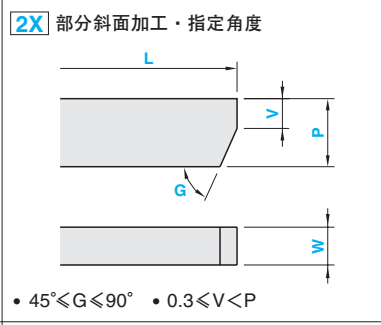

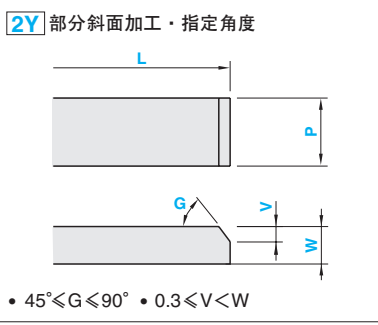

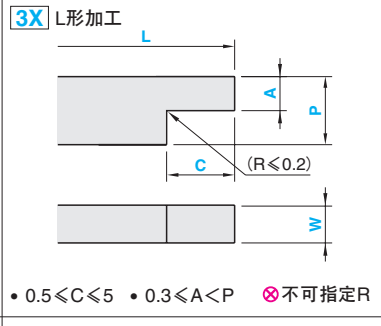

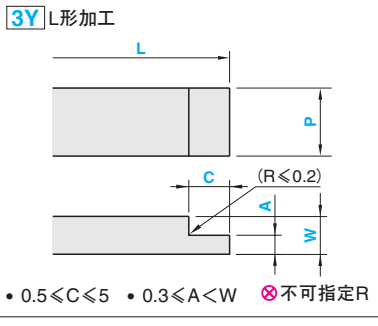

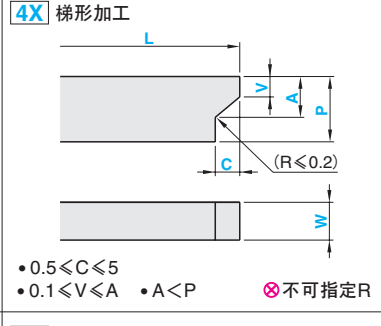

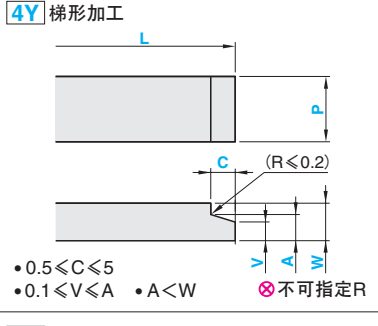

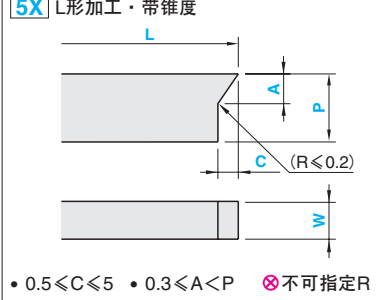

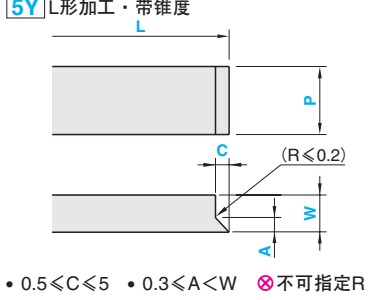

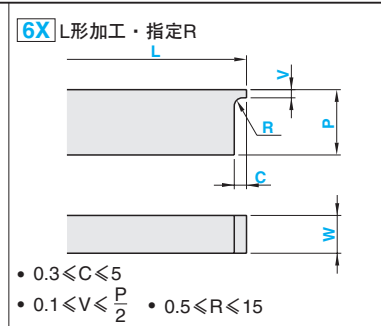

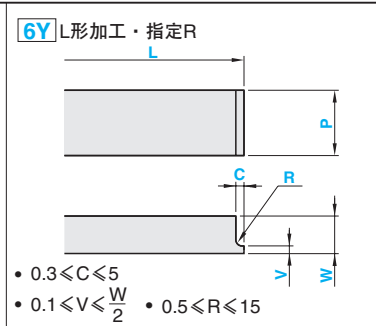

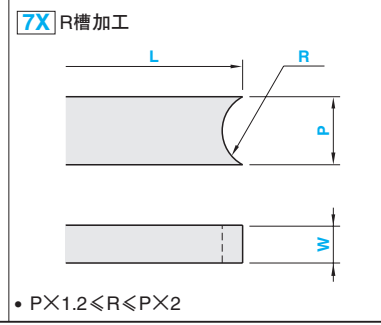

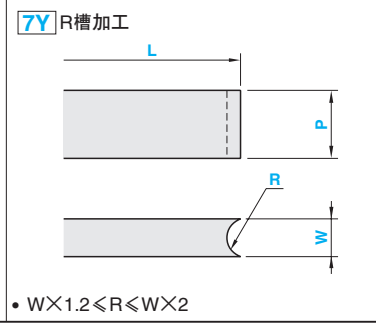
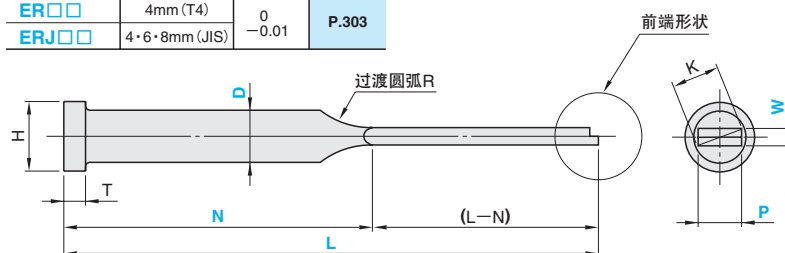


先端加工角エジェクタピン形状図
前端加工扁推杆形状图

 <p>1X 斜面加工・指定角度</p>  <p>• $1^\circ \leq G \leq 45^\circ$</p>	 <p>1Y 斜面加工・指定角度</p>  <p>• $1^\circ \leq G \leq 45^\circ$</p>
 <p>2X 部分斜面加工・指定角度</p>  <p>• $45^\circ \leq G \leq 90^\circ$ • $0.3 \leq V < P$</p>	 <p>2Y 部分斜面加工・指定角度</p>  <p>• $45^\circ \leq G \leq 90^\circ$ • $0.3 \leq V < W$</p>
 <p>3X L形加工</p>  <p>• $0.5 \leq C \leq 5$ • $0.3 \leq A < P$ ⊗不可指定R</p>	 <p>3Y L形加工</p>  <p>• $0.5 \leq C \leq 5$ • $0.3 \leq A < W$ ⊗不可指定R</p>
 <p>4X 梯形加工</p>  <p>• $0.5 \leq C \leq 5$ • $0.1 \leq V \leq A$ • $A < P$ ⊗不可指定R</p>	 <p>4Y 梯形加工</p>  <p>• $0.5 \leq C \leq 5$ • $0.1 \leq V \leq A$ • $A < W$ ⊗不可指定R</p>
 <p>5X L形加工・带锥度</p>  <p>• $0.5 \leq C \leq 5$ • $0.3 \leq A < P$ ⊗不可指定R</p>	 <p>5Y L形加工・带锥度</p>  <p>• $0.5 \leq C \leq 5$ • $0.3 \leq A < W$ ⊗不可指定R</p>

 <p>6X L形加工・指定R</p>  <p>• $0.3 \leq C \leq 5$ • $0.1 \leq V \leq \frac{P}{2}$ • $0.5 \leq R \leq 15$</p>	 <p>6Y L形加工・指定R</p>  <p>• $0.3 \leq C \leq 5$ • $0.1 \leq V \leq \frac{W}{2}$ • $0.5 \leq R \leq 15$</p>
 <p>7X R槽加工</p>  <p>• $P \times 1.2 \leq R \leq P \times 2$</p>	 <p>7Y R槽加工</p>  <p>• $W \times 1.2 \leq R \leq W \times 2$</p>

型号	肩部厚度	□P·W公差	页码
ERV□□	4mm (T4)	0 -0.005	P.301
ERVJ□□	4·6·8mm (JIS)		
ER□□	4mm (T4)	0	P.303
ERJ□□	4·6·8mm (JIS)	-0.01	



■指定单位	
公差	指定单位
G ±10'	单位1°
R ±0.05	单位0.1mm
A ±0.02	单位0.01mm
V ±0.02	单位0.01mm
C ±0.02	单位0.01mm

前端加工扁推杆・止转面位置

	1X 形状	1Y 形状
AKC 0 (0°)		
AKC 90 (90°)		
AKC 180 (180°)		
AKC 270 (270°)		